

# 2024-2025 Annual Report



**Parma Academy** is an award-winning, public charter school offering a premier early learning program in partnership with Creative Playrooms, a neighboring preschool. The two schools work as standalone or combined programs to offer families a continuous infant care through an early elementary foundation. Students benefit from a college-preparatory curriculum, small class sizes, and personalized support tailored to their individual needs. Ranked among the Top 25% of charter schools in Ohio, Parma Academy fosters a culture of high expectations through its rigorous, research-based curricula, emphasizing

achievement and growth. Students proudly embrace the school motto: “Though we are little, we are fierce and mighty.” In addition to enhancing academic skills, the school inspires students to cultivate a spirit of generosity, encouraging them to give back and make a meaningful impact in their communities.

**OUR MISSION:** The mission of Parma Academy is to provide all students with a content-rich, academically challenging education, characterized by a well-defined, sequential curriculum, in a safe, orderly, and disciplined environment.

As a family, we want to be sure your child feels loved and supported as they receive a well-rounded education. Together we will accomplish more!

Chairwoman of the Board

**Kimberly Bartlett**

Vice Chairwoman of the Board

**Diane Faehnrich**

Secretary of the Board

**Mark Sanzotta**

Treasurer of the Board

**Jonathan Petrea**

Board Members

**Mary Galinas**

Authorizer

**St. Aloysius Orphanage**

Principal

**Samantha Hager**

Regional VP

**Wendy Copen**

Grades Served

**EK-3**

Students Served

**156**

School Year Opened

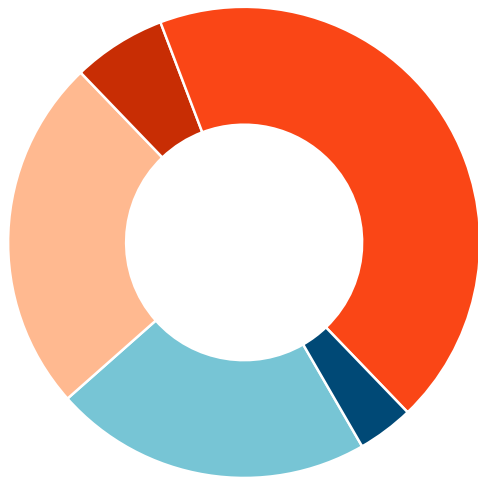
**2019-20**

Fiscal Officer

**Dave Massa**

# 2024-2025 Annual Report

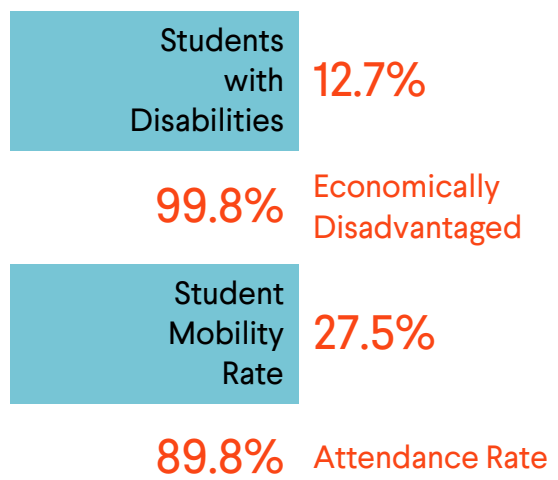
## Student Demographics



WHITE  
43.6%  
HISPANIC  
24.5%  
BLACK  
21.9%  
MULTI-RACIAL  
6.6%  
OTHER  
3.4%

NOTE: If Enrollment is less than 10, results are Not Calculated

## Special Populations



## Progress towards Goals

In ELA, the percentage of proficient students increased from 33.3% in 2021 to 55.2% in 2024, but then decreased to 46.2% in 2025. Parma Academy received 2 Stars in Early Literacy, and the Early Learning Percent continues to trend upward. The Academy received an Overall Rating of three stars with five stars for Gap Closing. In Math, the percentage of proficient students increased from 9.1% in 2021 to 61.5% in 2025. The Parma Academy attendance rate increased from 84% in 2021 to 89.8% in 2025. The Chronic Absenteeism rate decreased from 54% in 2023 to 38% in 2025.

## Our Academic Goals

- By FY2028, the overall percentage of students reaching proficiency or above on state tests in English Language Arts and Mathematics will increase by 15%.
- #1**
- 
- By June 2028, the performance of students will improve by increasing attendance by 25%.
- #2**

## State Report Card

Performance Index Score 76.0	Overall Rating ★★★
Achievement Component ★★	Early Literacy Component ★★
Progress Component NR	Gap Closing Component ★★★★★

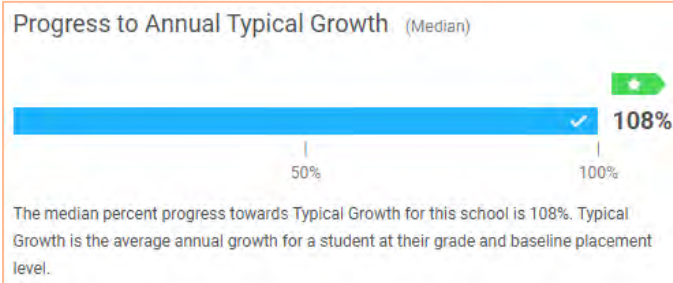
RANKINGS/AWARDS
- SILVER AWARD
- 20% of Ohio Charter Schools
- Over 10% Increase in PI

# 2024-2025 Annual Report




parma  
academy

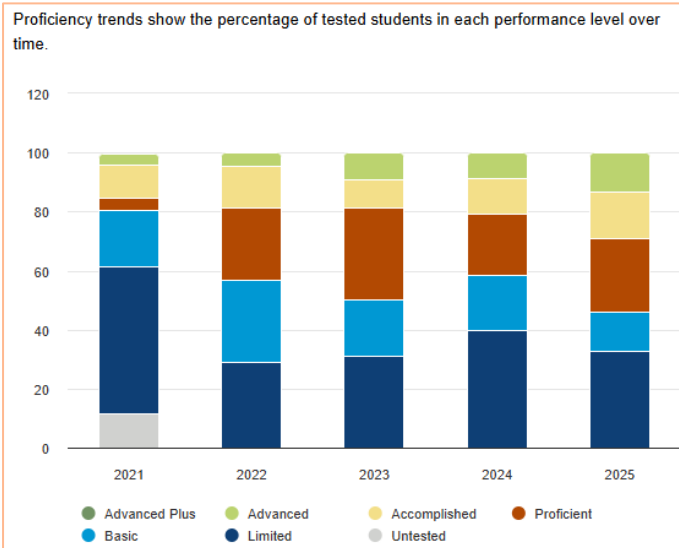
## iReady Data Reading



## iReady Data Mathematics



## Percent Proficient at Parma Academy



## OUR HIGHLIGHTS:

### Academic:

- Accel Silver Award
- 5 Stars in Gap Closing
- Hands on Learning!
- U.S. News and World Report ranked #27 in Ohio

### Student Life:

- Spirit Weeks
- Student Scholars Awards
- Panda Pride
- Read Across America

### Community:

- Partnership with Immanuel Assembly of God
- Heritage Celebrations

### Events:

- Family Day at the Zoo
- Trunk or Treat
- Fall Carnival
- Lil' Shopper's Shop
- 100<sup>th</sup> Day of School
- Family Skate Night
- Glow Party Day

# 2024-2025 Annual Report



## Financial Data:

State Sources	1,514,738
Federal Sources	298,865
Local Sources	1,183
<b>Total Revenue</b>	<b>\$1,814,785</b>

Salary & Wages	646,053
Employee Benefits	178,589
Purchased Services	1,170,029
Supplies & Materials	144,752
Capital Outlay	11,273
Other Expenses	10,867
<b>Total Expenses</b>	<b>\$2,161,562</b>

- (1) Numbers in \$M
- (2) At the time of publication, 2025 fiscal year data was not available from the Ohio Auditor of State. For updated information visit: [www.auditor.state.oh.us](http://www.auditor.state.oh.us)



## Sponsor Statement:

A sponsor statement will not be provided or included in the school's annual report since this requirement was repealed with SB 168 that takes Effect in October.

